

July 2026

Sun	Mon	Tue	Wed	Thu	Fri	Sat
			ANNEX RENTED 1	ANNEX RENTED 2	3	Independence Day 4 STORE CLOSED
5	6	7	ANNEX RENTED 8	9 6:00 MACHINE BASICS 301	10 1:00 DEC CLUB	11 9:30 DEC CLUB 12:00 ONE BLOCK WONDER CLASS 1 302
12	13 10:00 ROPE CASSEROLE TOTE 303 6:00 LEARN TO SEW CLASS 1 304	14 ANNEX RENTED 6:00 LEARN TO SEW CLASS 2	15 ANNEX RENTED	16 1:00 CUT 'N STITCH CLASS 305	17 10:00 -4:00 NATALIE BAG CLASS 306	18 10:00 ONE BLOCK WONDER CLASS 2
19	20 ANNEX RENTED 6:00 LEARN TO SEW CLASS 3	21 10:00 BLANKET STITCH EMBROIDERED APPLIQUE 307 6:00 ZIPPERS, BUTTONS & HEMS 308	22 ANNEX RENTED	23 6:00 QUILT CLUB	24 1:00 QUILT CLUB	25 10:00 KBELL MUG RUG EMBROIDERY 309
26	27 10:00 FLOWER DOOR WREATH EMBROIDERY 310	28 ANNEX RENTED	29 ANNEX RENTED	30 OSQE EVENT IN IRVING	31 OSQE EVENT IN IRVING	




301 7/9 @ 6:00 MACHINE BASICS— Learn the basics of threading, adjusting and stitching in this “hands-on” class that also includes basic seaming, care and operations. New machine or older—it will get you ready for projects! Jeannie \$30

302 7/11 @ 12:00 & 7/18 @ 10:00 ONE BLOCK WONDER—Start with 7 fabric panels (we have lots) and create a very unique quilt/wall hanging using special cutting and stitching techniques to sew hexagons around one panel—sew fun! \$50 Jeannie



303 7/13 @ 10:00 ROPE CASSEROLE TOTE—Using basic “rope” techniques and our Kimberbell rope, stitch to create and decorate a very usable casserole “basket” \$30 Kelly

304 7/13, 14 & 20 @ 6:00 LEARN TO SEW—Three time class uses a printed pattern and basic garment construction skills to sew up a pair of elastic waist pants with pocket and decorative hem \$75 Jeannie



305 7/16 @ 1:00 (Also 8/18 @ 1:00 and 9/15 @ 1:00) CUT N STITCH- Work with Aine and Barbara and your computer software to create unique applique designs for your cutter and machine. \$30 each class

306 7/17 @ 10:00 (all day class) NATALIE BAG—Unique medium size lined bag features shoulder and crossbody strap, cork or vinyl accents with pockets and zipper closures . \$45 Erin





307 7/21 @ 10:00 BLANKET STITCH MACHINE EMBROIDERED APPLIQUE—A fun embroidery technique that is a little different—special stitches surround your fabric choices and fun designs—designs provided. \$30 Jeannie

308 7/21 @ 6:00 ZIPPERS, BUTTONS AND HEMS Stitch up samples of these basic garment skills to be ready for future projects—it's fun and you will use the techniques a lot. \$30 Jeannie



309 7/25 @ 10:00 KIMBERBELL MUG RUG EMBROIDERY—These are a perfect start to your embroidery experience, fun and useful as you create a very usable project \$30 Kelly



310 7/27 @ 10:00 FLOWER DOOR WREATH EMBROIDERY Barbara has created this unique project using embroidery and sewing—it's a perfect decoration for your chosen season \$30 Barbara



August 2026

Sun	Mon	Tue	Wed	Thu	Fri	Sat
						1 OSQE EVENT IN IRVING
2	3 6:00 LEARN TO QUILT CLASS 1 311	4 6:00 LEARN TO QUILT CLASS 2	5 ANNEX RENTED 6:00 ALEXANDRA TOTE CLASS 1 312	6 ANNEX RENTED 6:00 ALEXANDRA TOTE CLASS 2	7 1:00 DEC CLUB	8 9:30 DEC CLUB 1:00 EMBROIDERY 101 CLASS 313
9	10 10:00 LINED VEST CLASS 314 6:00 LEARN TO QUILT CLASS 3	11 ANNEX RENTED 6:00 LEARN TO QUILT CLASS 4	12 ANNEX RENTED	13 10:00 BLOUSE CLASS #1 315 1:30 FOLDILOCKS BAG CLASS 1 316	14 10:00 BLOUSE CLASS #2 1:30 FOLDILOCKS BAG CLASS 2	15 10:00 RULER WORK BASICS 1:30 317 EMBROIDERED QUILT PROJECT CLASS 1 318
16	17 ANNEX RENTED 6:00 BINDING BASICS 319	18 1:00 CUT 'N STITCH CLASS 305	19 10:00 DESIGN CENTER BASICS 320	20	21 1:00 QUILT CLUB	22 9:30 BOOK PANEL CLASS 321 1:00 EMBROIDERED QUILT CLASS 2
23	24 1:00 CANVAS WORKSPACE 322	25 ANNEX RENTED 6:00 SCAN 'N CUT BASICS CLASS 323	26 ANNEX RENTED	27 10:00 STRIPOLOGY 101 324	28 9:30-5 SEW-IN 325	29 9:30-5 SEW-IN 325
30	31					



311 8/3, 4, 10 & 11 @ 6:00 LEARN TO QUILT Start with basics of choosing fabrics, cutting, piecing, using unique tools and techniques all the way through to layering and quilting a basic table runner project and finishing with binding. Four time class with Jeannie \$75

312 8/5 & 8/6 @ 6:00 ALEXANDRA TOTE two day tote class with Machele done with printed interfacing and foam for a “Quilt as you Go” bag—so cute and fun \$50



313 8/8 @ 1:00 EMBROIDERY 101 Learn and practice the basics “hands-on” of hooping, Stabilizers, placement, techniques and more in this embroidery session. \$60 or \$40 if machine purchased here-supplies provided. Jeannie

314 8/10 @ 10:00 LINED VEST GARMENT CLASS—Stitch up a wardrobe basic of a simple lined vest with basic garment skills and printed pattern -create your own unique wearable! \$30 Kelly



315 8/13 & 14 @ 10:00 BASIC BLOUSE—Using a printed pattern, learn more about cutting, seaming, sizing and add a collar, sleeves and buttonholes for a great cotton wearable \$50 Jeannie

316 8/13 & 14 @ 1:30 FOLDILOCKS BAG—Multi purpose bag with zippered pockets can be worn as cross body, clutch or fanny pack -great for beginners too! \$50 Erin



317 8/15 @ 10:00 RULER WORK BASICS— If you have wondered how quilting with rulers works—this basic class will get you started—and it’s fun. Stitch up samples using the basic foot and starter set rulers and your machine set to “free motion”—but it’s not scary! Class with Jeannie \$30

318 8/15, 22 & Sept 19 @1:30/10:00 EMBROIDERED QUILT—Create a seasonal embroidered quilt with beautiful designs and unique stitches. You can stitch and quilt a runner or larger project over three classes with provided designs—but you choose your own fabrics! Fun and creative!! \$70 Jeannie



319 8/17 @6:00 BINDING BASICS Do those corners and “join” techniques baffle you? If you have finished projects that need binding—don’t put it off any more! Learn how to prepare, cut, stitch, miter and join that last fabric piece! Hands-on practice with Jeannie and Jane \$30

320 8/19 @ 10:00 DESIGN CENTER BASICS Hands on with the Brother machines that have this amazing feature—learn all about it as you program and stitch a cute Mug Mat with Jeannie Free if purchased here. \$50



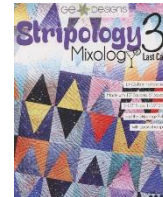
321 8/22 @ 9:30 BOOK PANEL CLASS—We have a great selection of book panels, and Mabelle will share how to stitch up a book or quilt for that special child—basic sewing \$30

322 8/24 @ 1:00 CANVAS WORKSPACE—Computer class with Barbara using free Brother software on the downloaded version—you will learn to transfer and create cut files and more for your Scan ‘n Cut. \$30



323 8/25 @ 6:00 SCAN ‘N CUT BASICS -- Learn the adjustments, design use, scanning and cutting techniques on your Brother cutter to ready you for fun projects. Free if purchased here! Jeannie \$50

324 8/27 @ 10:00 STRIPOLOGY 101 Learn how to use this great ruler as you cut and stitch with Shaune—this basic class or a great review \$30



325 8/28 & 29 ALL DAY SEW-IN’S—Come Friday or Saturday or both days to work on your projects and have fun with others in the Annex classroom. \$15 per day or \$25 for both days

RICHLAND SEWING CENTER
 850 W PIPELINE RD HURST TX 76053
 RICHLANDSEWING.COM
 M-S 9:30-5:00PM
 817-590-4447

September 2026

Sun	Mon	Tue	Wed	Thu	Fri	Sat
		1 10:00 SCRAPPY LANDSCAPE PROJECT 326	2 ANNEX RENTED 6:00 327 EMBROIDERED "BEAUTY BAG" 1	3 ANNEX RENTED 6:00 EMBROIDERED "BEAUTY BAG" 2	4 1:00 DEC CLUB	5 9:30 DEC CLUB 1:00 DESIGN CENTER WORKSHOP 328
6 Labor Day STORE CLOSED	7	8 ANNEX RENTED	9 ANNEX RENTED	10 10:00 BROTHER FEET WORKSHOP 329 1:30 QUILT WITH EMBROIDERY 330	11 10:00-3:00 SWEATSHIRT JACKET CLASS 331	12 10:00 KIMBERBELL DDE CLASS 332 1:00 BROTHER AVENEER UPGRADE DEMO
13 RICHLAND SCHOOLHOUSE 12-5:00 333	14 10:00 SERGER BASICS 334	15 1:00 CUT 'N STITCH CLASS 305	16 ANNEX RENTED	17 10:00 WOOL APPLIQUE PROJECT 335 6:00 QUILT CLUB	18 1:00 QUILT CLUB	19 10:00 EMBROIDERED QUILT PROJECT CLASS 3
20	21 ANNEX RENTED 6:00 FLORIANI SOFTWARE 336	22 ANNEX RENTED	23 ANNEX RENTED	24 10:00 EDGE TO EDGE QUILTING 337	25 10-5 COOK CHILDREN'S PILLOWCASE SEW-IN 338	26 PILLOWCASE SEW-IN
27	28	29	30 ANNEX RENTED			

326 9/1 @ 10:00 SCRAPPY LANDSCAPE PROJECT—This is sew fun creating a “scene” or picture with fabrics and special cutting and fusing. Class with Vicki \$30

327 9/2 & 9/3 @ 6:00 EMBROIDERED BEAUTY BAG Stitch up a unique creation with machine embroidery at class 1 and bag construction at the second class. \$50 Erin



328 9/5 @ 1:00 DESIGN CENTER WORKSHOP—If you need a refresher or introduction to some of the many special techniques using this Brother machine feature, we will create and “play” with design special effects—it’s sew fun! \$30 Jeannie

329 9/10 @ 10:00 BROTHER PRESSER FEET WORKSHOP Playing with feet is “sew” fun, and in this class you will get to try out some of the optional feet, as well as understand the ones that came with your machine--\$30 Jeannie



330 9/10 @ 1:30 QUILT WITH EMBROIDERY Work with quilt designs on your embroidery machine as you work with adjustments, editing and placement. It’s fun! \$30 Jeannie

331 9/11 @ 10:00-3:00 SWEATSHIRT JACKET Start with a basic sweatshirt, take it apart, decorate it on one of several ways and then reconstruct it—fun and uniquely yours! Deena \$40



332 9/12 @ 10:00 KIMBERBELL DDE –Digital Dealer Exclusive “Mystery Quilt” is moving along, and this group class takes you through the latest monthly techniques with Deborah. \$20

333 9/13 @ 12-5:00 RICHLAND SCHOOLHOUSE—Sign up early as this class is limited several of our teachers have created unique and easy projects with kits and instruction, and students will “round robin” through the classes all afternoon—it’s fun and creative and you go home with great ideas and goodies! \$70




334 9/14 @ 10:00 SERGER BASICS Kelly will lead you through the machine parts, threading, settings and more as you stitch up samples to prepare you to serge your projects. \$30

335 9/17 @ 10:00 WOOL APPLIQUE—Jeannie loves doing this and she will have a holiday project ready. You will learn how to “handle” and stitch on the wool cut—out design shapes to create that special look. Basic applique techniques taught for those who need help! \$30



336 9/21 @ 6:00 FLORIANI SOFTWARE—Vicki is ready to help those with this robust embroidery software as a review and/or beginner technique class. Many of you have this program just waiting to use it more! \$30

337 9/24 @ 10:00 EDGE TO EDGE QUILTING-- learn the basics of embroidered edge to edge as you stitch samples in class with Jeannie—Amelie Scott designs used \$30



338 9/25 & 26 COOK CHILDREN’S PILLOWCASE SEW-IN HELP CREATE PILLOWCASES FOR PATIENTS AT THE HOSPITAL—VOLUNTEER TO HELP!