

FLORIANI SOFTWARE 101

This 2-time class is designed to help you get familiar with your FTCU software and utilize all its great features to enhance your embroidery. We will spend our time going over the basics of the software and then delve into how to start creating with FTCU.

Supplies:

Laptop Computer
Computer mouse
Power Cord
USB Stick

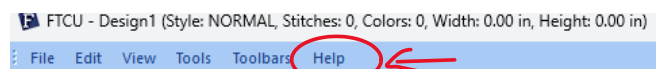
Requirements before the first class:

You must have the latest FTCU Build #3984 installed on your laptop computer.

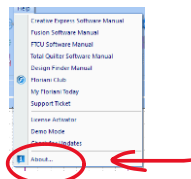
1. Open the software on your laptop. Click the X on the RNK Software Club page to open the workspace.



2. Click the HELP button in the top row of the menu bar.

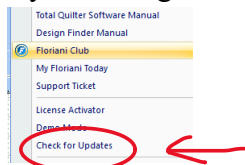


In the drop down, click ABOUT.



This will tell you which current Build is installed. It should be **Build #3984**. If it is Build # 3984, then you are set.

3. If it is **not Build #3984** you will again, click HELP, then click CHECK FOR UPDATES. This will take you to



the Floriani webpage.

4. On the Floriani webpage, click- **CLICK HERE TO START YOUR DOWNLOAD!**

alling from a previous build, you will need to need to restart your issues with the software still running any processes that can confi

CLICK HERE TO START YOUR DOWNLOAD!

for the Floriani Creative Express with Photo Play software, click th *You may be prompted to Login.*

Follow the instructions for downloading. Once the download is complete, restart your computer.

5. After restarting your computer, open FTCU again and follow the steps outlined above in step 2 to check that you have installed the latest **Build #3984**.

If you have any issues with updating or installing the software, go to <https://rnk-floriani.com/>

On the website, click software, then choose Support. On the next page that opens, click Software Support Ticket. You will need the serial number for your software to get help from the support desk.

We will not be able to access RSC internet Wi-Fi, so it is important that you follow these steps BEFORE the first class. If you have a question call Vickie Sanderson at 817-994-2383